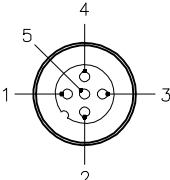
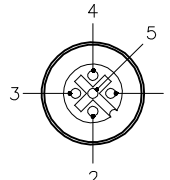
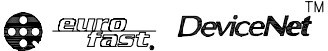

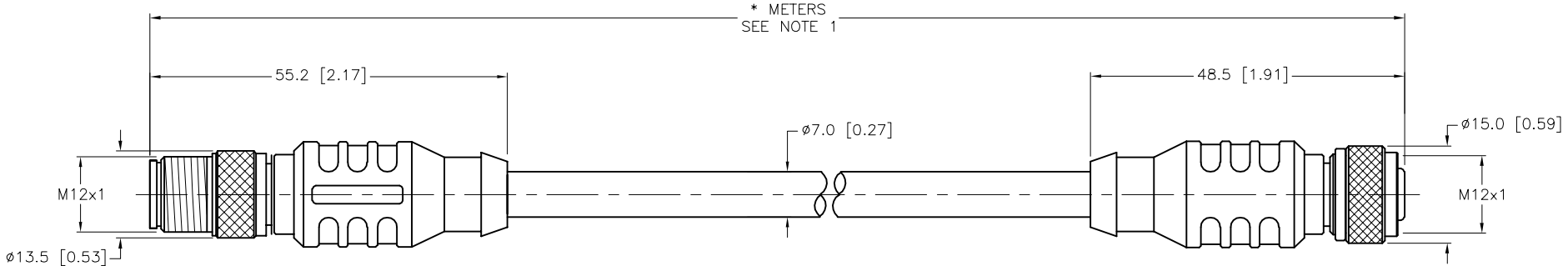


SPECIFICATIONS	
CONTACT CARRIER MATERIAL	TPU OR NYLON
MOLDED HEAD MATERIAL/COLOR	TPU/BLUE-GRAY
CONTACT MATERIAL/PLATING	BRASS/GOLD
COUPLING NUT MATERIAL/PLATING	BRASS/NICKEL
RATED CURRENT [A]	3A (DATA), 4A (POWER)
RATED VOLTAGE [V]	250 V
OUTER JACKET MATERIAL/COLOR	TPU/VIOLET (HALOGEN FREE)
CONDUCTOR INSULATION MATERIAL	HDPE (22 AWG), FOAMED HDPE (24 AWG)
NUMBER OF CONDUCTORS [AWG]	2x22 AWG, 2x24 AWG, 22 AWG DRAIN
SHIELDING	ALUM. FOIL (PAIRS), TINNED-COPPER BRAID (OVERALL)
TEMPERATURE RATING	-40°C to +80°C (-40°F to +176°F)
PROTECTION CLASS	NEMA 1,3,4,6P AND IEC IP68, IP69K

MALE END VIEW	FEMALE END VIEW
 <p>1 = BARE (SHIELD) 2 = RED (+ VOLTAGE) 3 = BLACK (- VOLTAGE) 4 = WHITE (CAN_H) 5 = BLUE (CAN_L)</p>	 <p>1 = BARE (SHIELD) 2 = RED (+ VOLTAGE) 3 = BLACK (- VOLTAGE) 4 = WHITE (CAN_H) 5 = BLUE (CAN_L)</p>
	



CABLE LENGTH	TOLERANCE *
ALL LENGTHS	+ 4% (OR 50mm) OF LENGTH - 0% (OR 0mm) OF LENGTH WHICHEVER IS GREATER
STRIP LENGTH	TOLERANCE *
0-7mm	±0.5mm
8-29mm	±1.0mm
30-49mm	±2.0mm
50-69mm	±3.0mm
70-100mm	±4.0mm
OVER 100mm	±5.0mm
* UNLESS OTHERWISE SPECIFIED	

NOTES:

1. "*" INDICATES CABLE LENGTH IN METERS. CONTACT TURCK TO ORDER SPECIFIC LENGTHS.

SOURCE DRAWING - FOR REFERENCE ONLY

<div>* UNLESS OTHERWISE SPECIFIED</div> <				
--	--	--	--	--